



CORDIS

AUCKLAND

SECURE PARKING GUIDE

# YOUR ARRIVAL

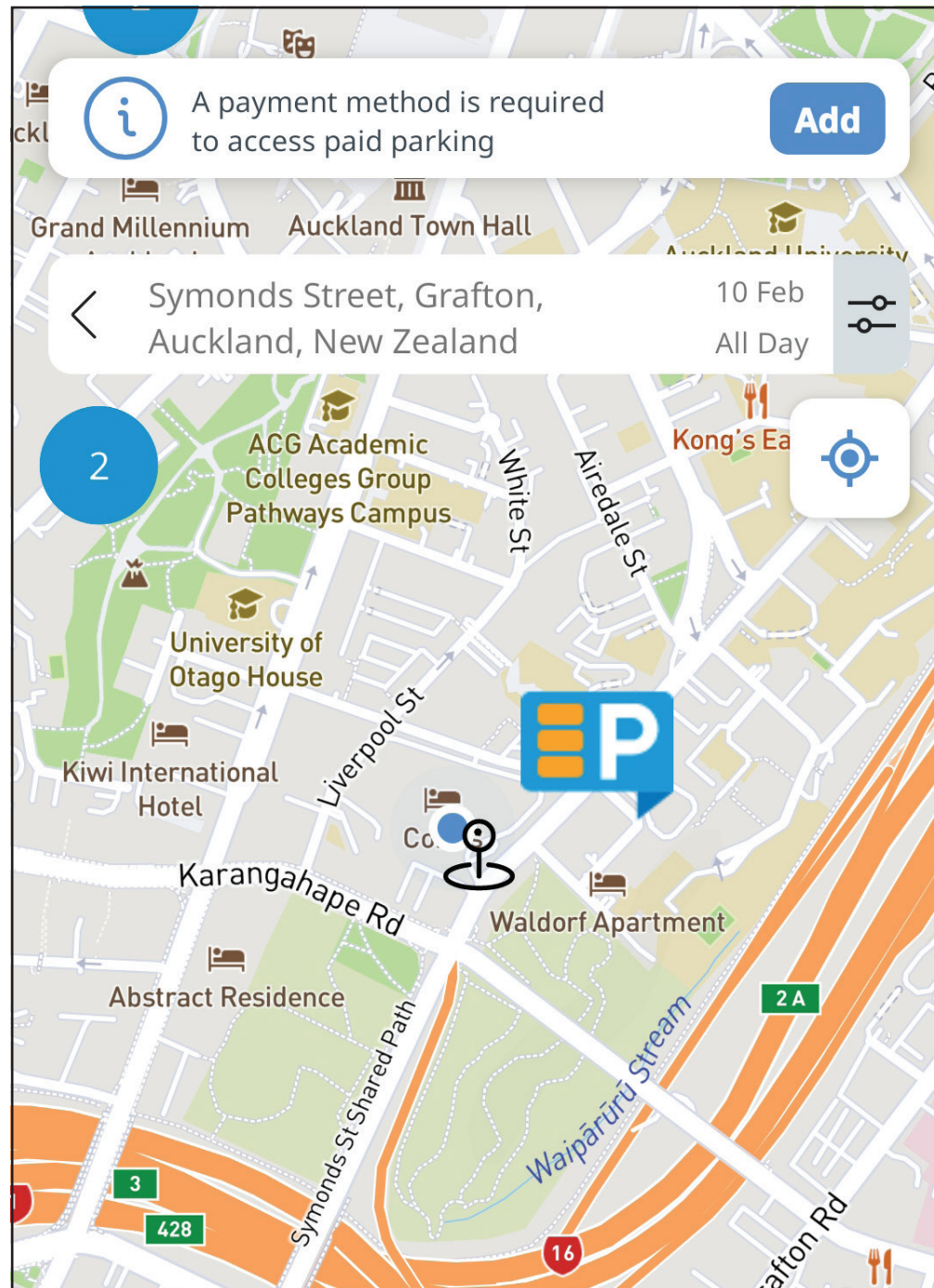
## 1. ENTERING THE CAR PARK

- Enter via 67 Symonds Street.



## 2. WHERE TO PARK

- Look for parking spaces with signs labeled “Casual” and “Secure Parking”.
- Casual parking is available on Levels 0, 1, 2, and 3.
- The parking lot entrance is on Level 4, with the first casual spaces starting on Level 3 of the carpark.




# PAY FOR YOUR PARKING

## 1. PAYMENTS

- Scan the QR code in the parking lot or use the machine to pay for your session. To find out the rate please go to <https://www.secureparking.co.nz/en-nz/car-parks/nz/67-symonds-street-auckland-car-park/>


## 2. SPECIAL RATES

- If you have a special rate please scan the QR code below or go to <https://payforyourparking.com/645676>



### Scan to park

Scan the QR code on your mobile device to register your vehicle and pay



Zone number:

**6 4 5 6 7 6**

**Not working?**

Go to <https://payforyourparking.com/645676> and enter the zone number

## 3. YOUR DETAILS

- Enter your details & vehicle details.

### Your details

Email address for your receipt


## 4. PARKING DURATION

- Please slide to select the duration of your parking session. Ignore the time limit if you have a special rate, the system will recognise your license plate number.

### When do you want to park until?

Duration

9 hours 17 minutes



Park Until: 11:59 PM 27 Feb

## 5. NOTES:

- You can exit and re-enter during your parking session. Simply enter your license plate number into the machine to activate the gate.
- Re-entry is not available for special rate parkers. Exiting and re-entering may result in additional parking fees.
- When leaving, enter your license plate number into the machine to open the exit gate.
- Special rate parkers: if the machine does not recognise your plate number, please contact Secure Parking at 092002400 for assistance.

# EXITING

## 1. AFTER PARKING,

- Please take the lift to Level 7. You will arrive at the lobby of Whitecliffe. Exit the building and turn right - Cordis is just around the corner. Please note the lift only operates from 6am to 7pm on weekdays, at other times, follow the instructions on the wall and use the pedestrian exit via level 4. The pedestrian exit is via the carpark entrance ramp leading up to Symonds Street.



## 2. RETURNING TO THE CAR PARK.

- Use the lift to reach the level you parked at during lift operation hours. Otherwise please use the pedestrian pathway. If the gate is closed, please enter your plate number on the machine and the gate will open.



## 3. LEAVING THE CAR PARK

- For parkers on Level 3, the closest exit is via Symonds Street.
- For parkers on Level 2 and below, please exit via Liverpool Street.
- Enter your license plate number on the machine and the gate will open.
- For parkers with special rates, if you encounter any issues exiting, please contact 092002400 for assistance.

### CONTACT:

For any issues or enquiries, please contact 09 200 2400 or email [help@secureparking.com.au](mailto:help@secureparking.com.au)